

Scaled data based on original data using  
LM-79-08 Approved Method: Electrical and Photometric Measurements of Solid-  
State Lighting Products

Test Report Prepared for  
Cooper Lighting Solutions  
(formerly Eaton)

Brand: McGRAW-EDISON

Report Number: P200149

Luminaire Tested: **GWC-AF-01-LED-E1-SL4-800**

Issue Date: 3/3/2020

**Test Information**

Test Method: LM-79-08  
Report Number: P200149  
TEST IS SCALED FROM IESNA LM-79-08 TEST DATA (P24294)  
Test Lab: INNOVATION CENTER P2  
Issue Date: 3/3/2020  
Manufacturer: COOPER LIGHTING SOLUTIONS (FORMERLY EATON)  
Product Line: MCGRAW-EDISON  
Catalog Number: GWC-AF-01-LED-E1-SL4-800  
Description: GALLEON WALL LUMINAIRE  
(1) 70 CRI, 4000K, 800mA LIGHTSQUARE WITH 16 LEDS EACH AND TYPE IV SPILL  
LIGHT ELIMINATOR OPTICS  
Light Source: -  
Ballast/Driver: ELECTRONIC DRIVER

**Summary**

Lumens per Lamp: N/A  
Luminaire Lumens: 4992 lumens  
Efficiency: N/A  
Efficacy: 113.5 lumens/watt  
Luminous Opening: Rectangular (W 0.5' x L: 0.5' x H: 0')  
IES Classification: Type IV - Short - Semi-Cutoff  
BUG Rating: B1 - U0 - G2

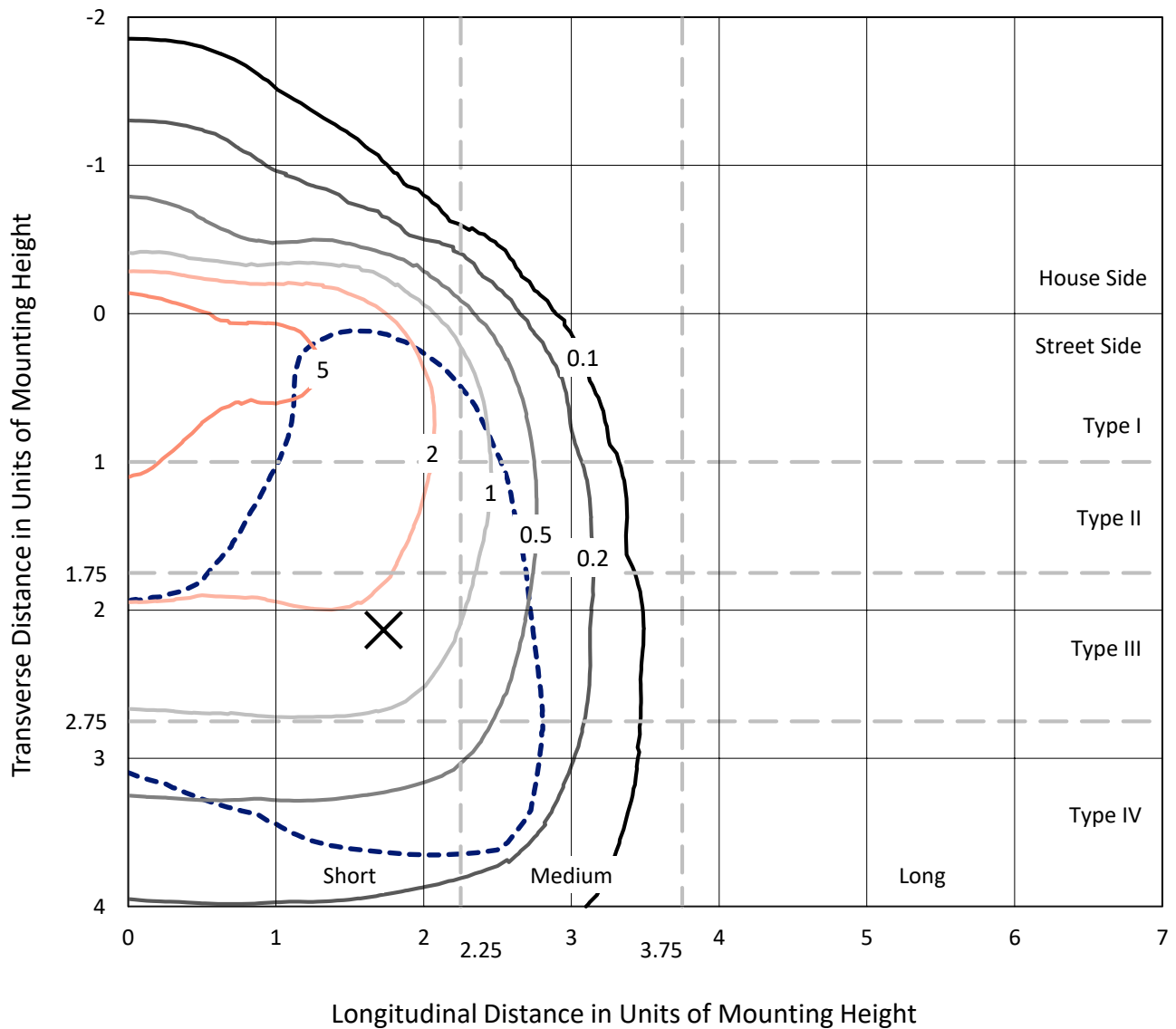
Input Watts (W): 44  
Input Voltage (V): NR  
Input Current (Ain): NR  
Voltage Rise (V): NR  
Power Factor: NR  
Total Harmonic Distortion (THDi): NR  
Frequency (hertz): 60  
Stabilization Time: NR  
Operation Time: NR  
Ambient Temperature (°C): NR  
Test Distance: 25 FT



REPORT NUMBER: P200149  
 CATALOG NUMBER: GWC-AF-01-LED-E1-SL4-800

### Iso-Footcandle Lines of Horizontal Illumination

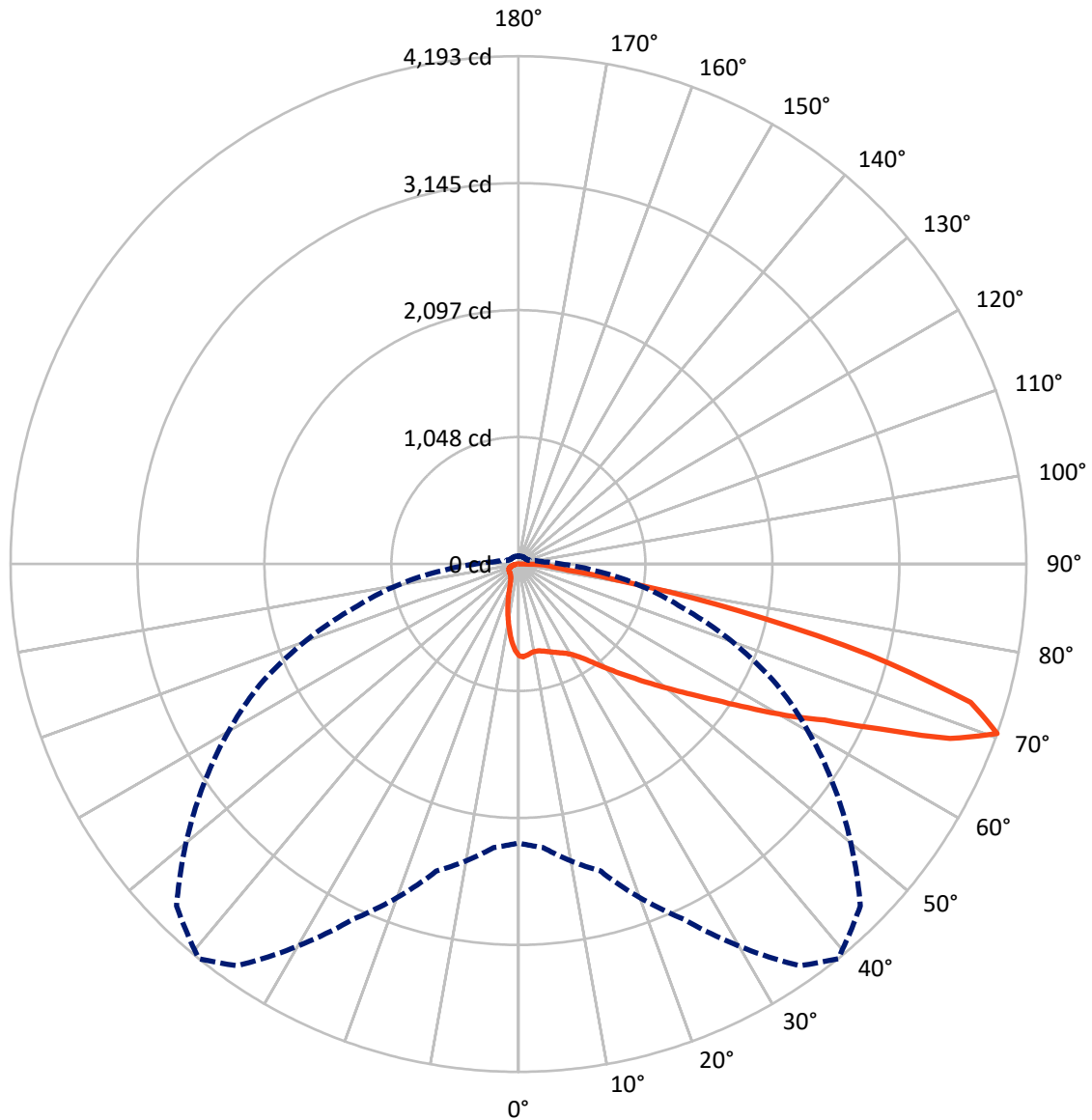
✕ Max cd  
 - - - 1/2 Max cd



Based on 10 foot mounting height. Maximum calculated value = 7.6 fc  
 Type IV - Short - Semi-Cutoff

REPORT NUMBER: P200149  
CATALOG NUMBER: GWC-AF-01-LED-E1-SL4-800

### Luminous Intensity Polar Plot



— Vertical Plane Through 39-Deg Lateral    - - - Horizontal Cone Through 70-Deg Vertical

REPORT NUMBER: P200149

CATALOG NUMBER: GWC-AF-01-LED-E1-SL4-800

**FLUX DISTRIBUTION:**

		Downward	Upward	Total
<b>House Side</b>	Lumens	567.8	0.0	567.8
	% Fixture	11.4	0.0	11.4
<b>Street Side</b>	Lumens	4424.2	0.0	4424.2
	% Fixture	88.6	0.0	88.6
<b>Total</b>	Lumens	4992.0	0.0	4992.0
	% Fixture	100.0	0.0	100.0

**Coefficient of Utilization**

**ZONAL LUMENS:**

Zone	Lumens	% Fixture
0°-10°	65.0	1.3
10°-20°	162.6	3.3
20°-30°	253.1	5.1
30°-40°	394.3	7.9
40°-50°	662.0	13.3
50°-60°	1051.7	21.1
60°-70°	1402.8	28.1
70°-80°	847.1	17.0
80°-90°	153.3	3.1
90°-100°	0.0	0.0
100°-110°	0.0	0.0
110°-120°	0.0	0.0
120°-130°	0.0	0.0
130°-140°	0.0	0.0
140°-150°	0.0	0.0
150°-160°	0.0	0.0
160°-170°	0.0	0.0
170°-180°	0.0	0.0
0°-90°	4992.0	100.0
0°-180°	4992.0	100.0



REPORT NUMBER: P200149

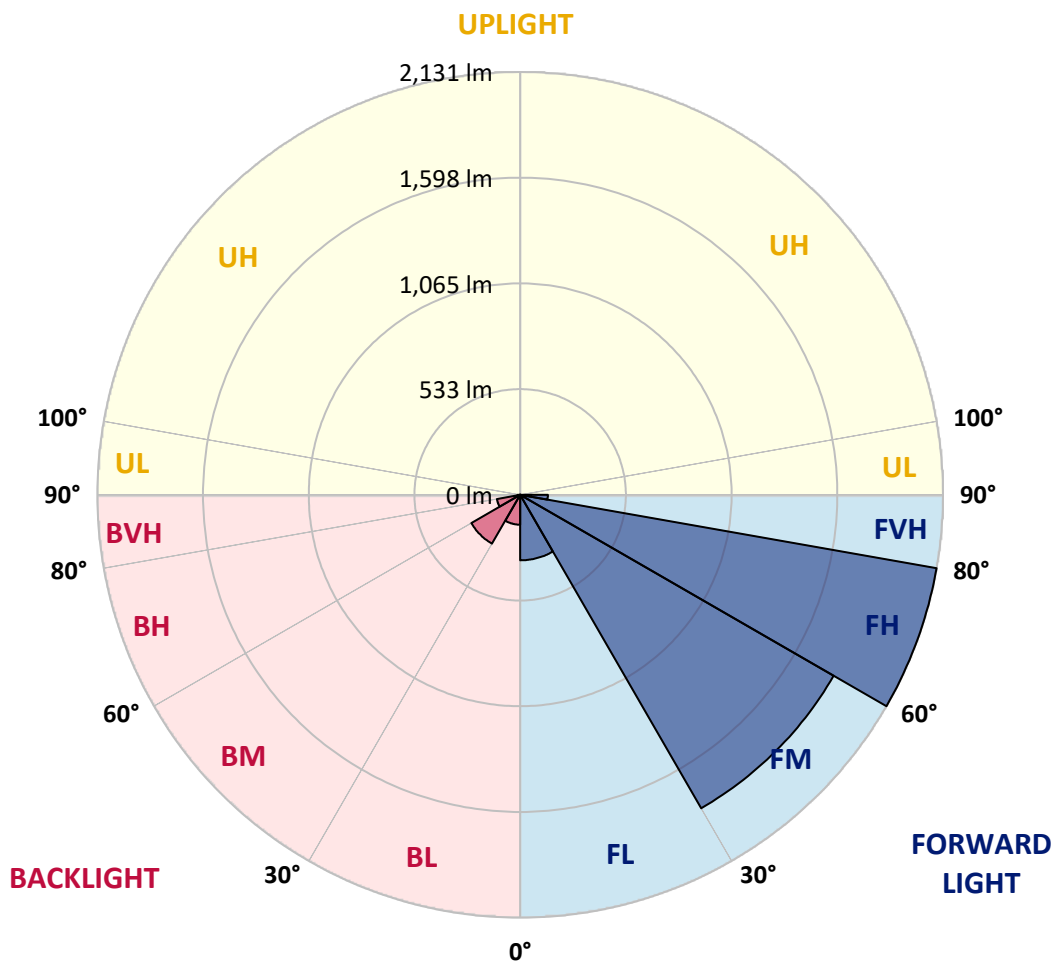
CATALOG NUMBER: GWC-AF-01-LED-E1-SL4-800

**LUMINAIRE CLASSIFICATION SYSTEM LUMEN TABLE AND BUG RATING:**

Zone	Lumens	% Fixture	Zone Rating/Lumen Limit		
			B	U	G
FL (0°-30°)	330.1	6.6			
FM (30°-60°)	1823.9	36.5			
FH (60°-80°)	2130.7	42.7			G2/5000
FVH (80°-90°)	139.5	2.8			G2/225
BL (0°-30°)	150.6	3.0	B1/500		
BM (30°-60°)	284.1	5.7	B1/1000		
BH (60°-80°)	119.2	2.4	B1/500		G1/500
BVH (80°-90°)	13.8	0.3			G1/100
UL (90°-100°)	0.0	0.0		U0/0	
UH (100°-180°)	0.0	0.0		U0/0	

**BUG Rating: B1-U0-G2**

Type IV Short





REPORT NUMBER: P200149

CATALOG NUMBER: GWC-AF-01-LED-E1-SL4-800

**CANDELA DISTRIBUTION (FULL):**

	0°	5°	15°	25°	35°	39°	45°	55°	65°	75°	85°
0°	757.9	757.9	757.9	757.9	757.9	757.9	757.9	757.9	757.9	757.9	757.9
2.5°	772.6	772.3	770.3	768.7	767.5	767.0	768.0	764.2	760.9	756.9	752.5
5°	766.7	766.5	763.2	760.2	757.1	756.1	755.9	749.0	744.9	738.9	730.7
7.5°	760.4	759.1	754.8	749.7	744.4	741.8	739.3	730.5	725.9	719.7	710.4
10°	753.8	752.3	748.2	743.2	738.1	734.3	730.0	721.3	716.5	712.0	701.0
12.5°	747.0	745.7	744.7	742.4	738.9	735.5	732.2	724.9	719.7	714.4	701.7
15°	745.9	745.4	747.7	749.2	747.2	745.2	741.6	735.3	730.0	724.7	708.1
17.5°	754.0	753.8	759.6	763.7	762.7	759.1	754.3	747.2	742.9	738.4	717.8
20°	771.8	773.0	780.2	785.5	780.4	775.4	767.5	757.6	755.3	753.3	727.6
22.5°	805.4	806.6	811.7	813.7	800.5	793.1	782.3	769.6	768.0	769.6	739.6
25°	857.6	856.3	855.6	847.9	823.9	812.4	798.5	785.3	786.0	792.9	756.4
27.5°	926.9	920.0	909.4	886.6	848.2	835.5	818.6	806.3	811.2	824.4	781.4
30°	998.7	991.1	966.5	929.1	880.1	866.2	847.2	833.5	846.2	867.0	815.0
32.5°	1065.2	1064.2	1028.2	980.2	924.3	912.2	893.1	877.7	898.3	930.0	865.2
35°	1137.8	1140.1	1096.9	1039.3	984.0	971.3	957.6	945.9	973.3	1017.0	938.0
37.5°	1215.5	1220.1	1169.0	1104.1	1052.0	1046.7	1038.6	1033.5	1075.8	1136.3	1039.8
40°	1319.3	1314.7	1243.9	1177.1	1135.5	1135.3	1132.7	1138.9	1209.3	1292.1	1170.6
42.5°	1430.5	1417.0	1323.4	1255.6	1227.1	1235.8	1240.8	1265.7	1370.0	1481.4	1329.9
45°	1550.3	1520.0	1405.8	1338.5	1328.9	1347.2	1364.4	1418.5	1559.1	1697.0	1504.6
47.5°	1645.9	1616.8	1491.2	1425.6	1446.7	1474.4	1507.6	1593.1	1770.8	1919.6	1676.9
50°	1721.3	1702.3	1577.2	1527.2	1576.4	1619.0	1673.3	1790.9	1991.1	2136.3	1836.5
52.5°	1794.4	1780.2	1663.9	1631.2	1728.7	1787.5	1861.4	2003.0	2217.0	2349.5	1970.8
55°	1860.4	1850.2	1757.3	1760.9	1907.9	1984.5	2077.4	2244.7	2463.2	2539.6	2084.5
57.5°	1934.8	1921.8	1863.9	1923.6	2138.1	2237.5	2358.3	2516.3	2694.1	2708.6	2171.0
60°	2009.6	1998.4	1982.2	2111.4	2430.4	2535.0	2649.4	2779.5	2928.4	2839.8	2166.0
62.5°	2074.6	2075.9	2104.5	2308.6	2716.8	2837.8	2977.4	3105.8	3140.4	2862.6	2005.8
65°	2184.7	2204.8	2290.4	2587.8	3119.8	3281.7	3453.1	3432.5	3199.0	2649.2	1662.4
67.5°	2315.8	2351.0	2524.3	2959.9	3629.1	3844.1	3910.3	3506.4	2964.2	2153.5	1185.0
70°	2302.6	2351.0	2625.4	3237.3	4048.9	4193.1	3992.1	3173.3	2353.8	1406.9	629.4
72.5°	2044.7	2113.9	2419.5	3110.2	3916.7	3904.0	3465.8	2365.7	1398.5	565.0	245.9
75°	1558.4	1628.4	1891.3	2457.1	3095.7	2989.1	2459.1	1306.8	530.7	224.3	155.1
77.5°	896.4	950.7	1153.8	1506.8	1964.0	1854.5	1368.8	581.2	258.4	156.3	121.0
80°	500.5	530.7	654.1	764.5	962.4	882.2	612.4	361.2	192.9	113.4	93.4
82.5°	395.7	422.6	529.0	482.2	439.6	405.6	351.8	321.6	154.1	71.6	55.9
85°	345.7	371.3	447.7	379.7	300.2	275.4	285.8	316.5	119.8	43.2	47.7
87.5°	320.3	354.6	399.0	292.7	233.7	207.1	263.7	347.0	38.6	26.9	19.3
90°	0.0	0.0	0.0	0.0	0.0	0.0	0.0	0.0	0.0	0.0	0.0



REPORT NUMBER: P200149

CATALOG NUMBER: GWC-AF-01-LED-E1-SL4-800

**CANDELA DISTRIBUTION (continued):**

	90°	95°	105°	115°	125°	135°	145°	155°	165°	175°	180°
0°	757.9	757.9	757.9	757.9	757.9	757.9	757.9	757.9	757.9	757.9	757.9
2.5°	748.7	744.7	738.1	732.2	723.1	718.3	712.9	709.1	706.0	703.6	707.6
5°	725.6	718.0	704.1	689.1	671.4	657.3	645.7	634.7	627.2	622.1	625.6
7.5°	703.8	691.4	669.5	642.4	611.9	586.0	564.7	545.9	533.0	524.6	527.9
10°	691.4	675.9	642.1	599.4	554.5	514.2	480.7	451.7	431.7	420.3	422.1
12.5°	688.3	668.3	621.5	562.9	501.6	445.4	398.2	358.1	329.9	315.3	315.8
15°	690.6	665.0	602.3	527.9	450.2	379.4	320.6	271.8	239.1	222.3	222.1
17.5°	694.4	662.5	582.0	490.1	398.2	316.0	250.2	202.5	173.6	160.2	159.2
20°	698.5	658.4	559.1	449.3	344.1	257.1	195.9	158.7	140.3	133.0	132.5
22.5°	704.3	654.8	535.5	406.1	291.1	209.4	161.2	136.1	126.4	122.5	122.0
25°	713.7	653.1	510.5	361.2	243.4	175.1	140.3	124.9	119.3	116.7	116.5
27.5°	729.5	655.6	486.8	317.5	204.6	152.0	128.7	119.3	115.2	112.9	112.7
30°	749.7	663.5	462.0	276.1	174.4	136.3	121.5	115.5	112.2	109.9	109.9
32.5°	783.5	676.7	435.8	240.4	152.8	125.4	116.2	112.2	109.4	107.6	107.4
35°	833.2	701.5	411.4	210.6	137.3	117.5	111.7	108.6	106.6	105.6	105.6
37.5°	905.6	740.8	389.8	189.3	127.9	112.2	107.4	105.1	103.8	103.8	103.8
40°	1002.8	795.1	372.4	175.1	122.5	108.3	104.0	102.3	101.5	101.8	101.8
42.5°	1122.8	865.7	360.7	165.2	120.1	106.1	101.8	100.2	99.5	99.2	99.5
45°	1259.7	945.9	359.4	157.8	117.5	104.5	100.2	98.7	97.2	96.2	96.2
47.5°	1392.6	1027.5	369.8	155.3	114.7	102.8	99.0	97.5	95.1	92.9	92.9
50°	1510.2	1096.7	383.7	156.3	113.8	100.2	97.0	96.2	92.7	90.1	89.8
52.5°	1603.6	1150.0	395.2	159.4	114.7	98.5	94.4	94.6	90.8	88.1	87.8
55°	1678.5	1185.0	392.1	162.4	117.0	97.5	92.2	92.7	89.6	86.8	86.8
57.5°	1711.2	1172.1	358.3	159.9	118.8	97.7	90.3	92.4	89.8	87.4	87.4
60°	1640.8	1057.1	295.2	148.7	116.5	97.0	89.6	93.4	93.2	90.6	90.3
62.5°	1428.1	851.3	228.9	132.3	108.6	93.2	87.6	93.2	96.0	95.1	94.9
65°	1100.8	606.3	174.8	114.5	98.0	86.8	82.2	87.4	91.1	92.2	91.9
67.5°	714.4	371.5	134.7	97.7	86.0	79.5	75.4	77.6	78.5	78.5	77.9
70°	351.3	200.0	107.4	82.2	73.9	71.6	69.3	68.0	66.8	65.8	65.8
72.5°	173.4	130.7	88.3	69.6	63.7	62.7	62.2	60.7	59.6	58.4	57.9
75°	128.2	106.4	75.1	58.6	54.8	53.8	54.8	53.6	53.3	52.3	51.8
77.5°	105.4	90.6	64.8	50.2	47.0	45.2	46.7	47.0	47.2	45.7	45.2
80°	85.5	76.6	54.0	41.6	38.6	37.3	38.4	40.3	40.8	38.6	37.5
82.5°	61.7	62.7	43.7	32.5	30.0	28.9	31.0	33.6	34.0	30.7	30.0
85°	51.8	52.3	33.6	23.1	20.6	19.0	22.3	24.9	26.7	23.3	22.6
87.5°	21.6	30.7	19.3	13.0	11.5	9.9	12.0	13.2	16.0	14.7	14.4
90°	0.0	0.0	0.0	0.0	0.0	0.0	0.0	0.0	0.0	0.0	0.0

(END OF REPORT)